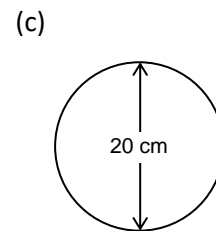
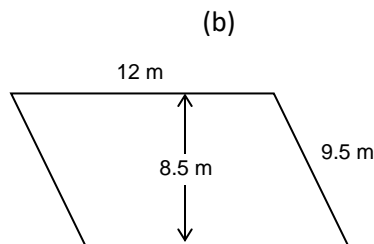
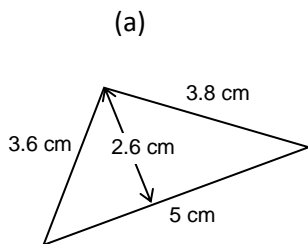
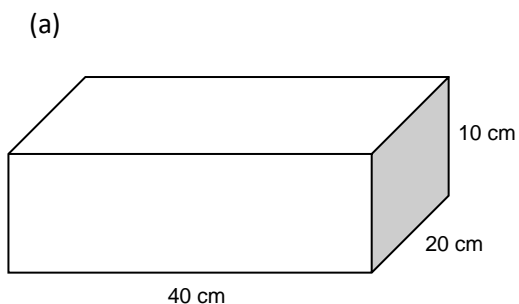


Measurement Revision Sheet

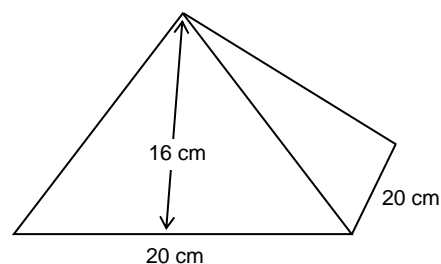
- Convert the following:
 - 300 cm to m
 - 40 mg to g
 - 0.35 L to cm^3
 - 40 km^2 to ha
 - 2.5 ha to m^2
 - 4800 g to t
 - 3 h to s
 - 10 000 s to h min s
 - 4 nm to km
 - $37^\circ 17'$ to degrees
 - 4.37° to $^\circ ' ''$
- $27^\circ 16' - 9^\circ 45'$
- How far from $31^\circ \text{S } 37^\circ \text{E}$ to $19^\circ \text{S } 37^\circ \text{E}$ in
 - nm
 - km
 - cm
- Find the circumference of the $44^\circ 13'$ parallel of latitude? [Assume the radius of the Earth is 6400 km.]
- Josh started work at 8:30 a.m. and made 15 brown ducks, each of which took him 25 min. If he worked continuously, when did he finish?
- If it is 2pm Tuesday in Brisbane (150°E), what time and day is it in Anchorage, Alaska (150°W)?
- Find the areas of the following shapes using the measurements given.

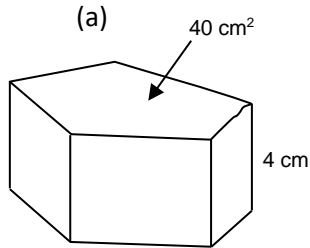
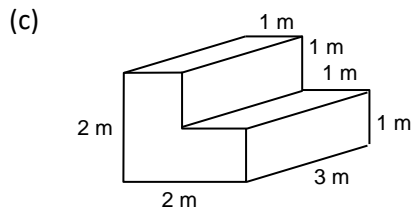


- Calculate the volume and surface area of each of the following shapes.

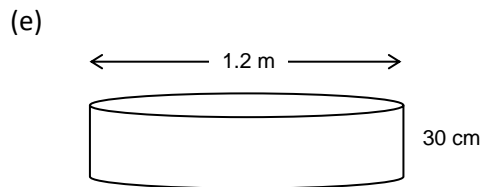
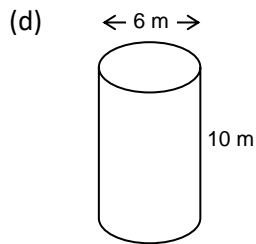
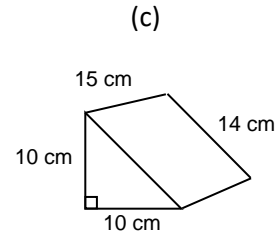
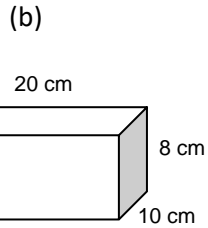


(b) (square-based pyramid)





9. Calculate the volumes of the following shapes.



10. A shed is in the shape of a rectangular prism 18 m by 10 m by 3.3 m. The outside (including roof) is to be painted with paint that covers 10 m^2 per litre and costs \$2 per 4L tin. How much will it cost for two coats?
11. Stacey wrapped a tape measure around a soccer ball and found its 'circumference to be 88 cm. Calculate its volume and surface area.
12. How many 40 cm by 25 cm by 20 cm fish tanks can be filled with 1 kL of water?
13. How far is it from $40^\circ\text{N } 12^\circ\text{E}$ to $40^\circ\text{N } 36^\circ\text{E}$ travelling along the parallel of latitude? [Assume the radius of the Earth to be 6400 km.]
14. It is 4 p.m. in Lagos (15°E). Find the longitude of a place where it is 7 a.m.